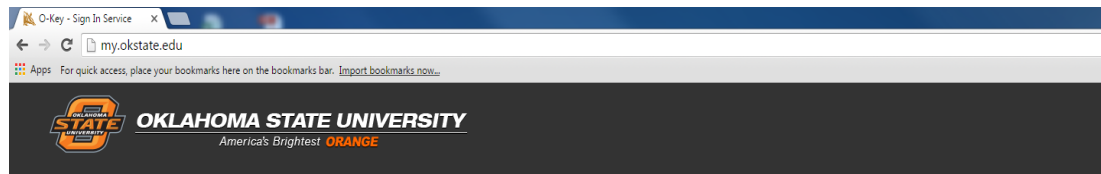


GO TO MY.OKSTATE.EDU AND LOGIN WITH YOUR OKEY ACCOUNT CREDENTIALS



O-Key - Sign In Service

Login Address:

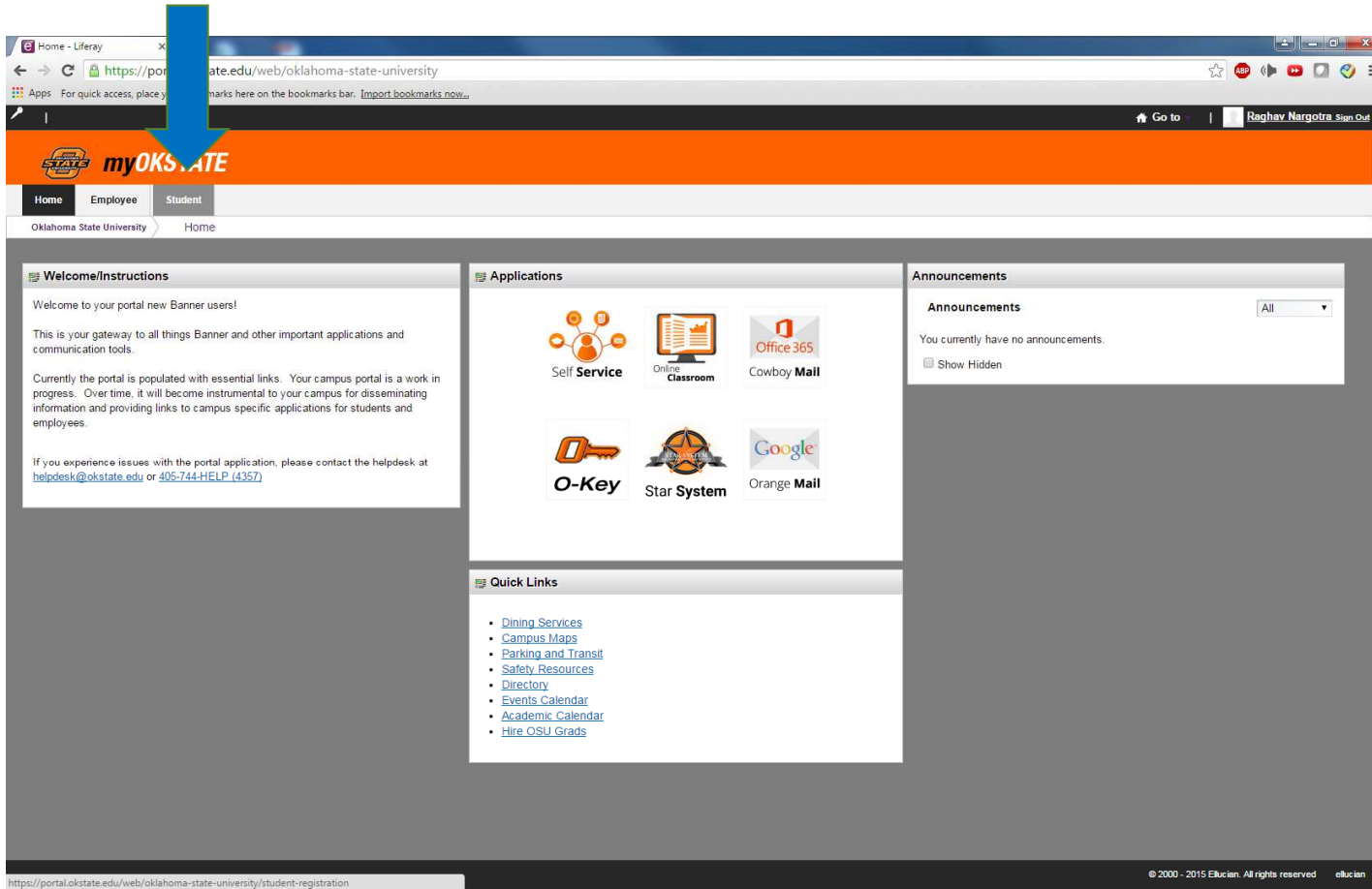
Password:

[Login](#)

[Forgot password?](#)
[Need Help?](#)

For security reasons, please Log Out and Exit your web browser when you are done accessing services that require authentication!

Click On Student Tab



The screenshot shows a web browser window displaying the myOKSTATE portal. A blue arrow points to the 'Student' tab in the navigation menu. The page content is organized into several sections:

- Welcome/Instructions:** A section with a heading and text providing information for new users and contact details for the helpdesk.
- Applications:** A grid of icons for various services: Self Service, Online Classroom, Office 365, Cowboy Mail, O-Key, Star System, and Orange Mail.
- Quick Links:** A list of links including Dining Services, Campus Maps, Parking and Transit, Safety Resources, Directory, Events Calendar, Academic Calendar, and Hire OSU Grads.
- Announcements:** A section with a heading, a dropdown menu set to 'All', and a message stating 'You currently have no announcements.' with a 'Show Hidden' checkbox.

The footer of the page contains the URL <https://portal.okstate.edu/web/oklahoma-state-university/student-registration> and the copyright notice '© 2000 - 2015 Elucian. All rights reserved. elucian'.

Click on Self Service Registration link

The screenshot displays the myOKSTATE website interface. At the top, there is an orange header with the myOKSTATE logo. Below the header is a navigation bar with tabs for Home, Employee, and Student. The Student tab is selected. Underneath the navigation bar, the text "Oklahoma State University" and "Student" are visible. The main content area is divided into two columns. The left column is titled "Student Links" and contains a list of links: 1is2Many, Enrollment Guides, Registrar, New Student Orientation, Dining Services, Campus Maps, Parking and Transit, Safety Resources, Directory, Events Calendar, Academic Calendar, and Grades First. The right column is titled "Registration" and contains a link for Self Service Registration, which is highlighted in yellow and pointed to by a blue arrow. Below the Registration section is a section titled "Student Self Service" containing links for Student Records and Proxy Access.

myOKSTATE

Home Employee **Student**

Oklahoma State University Student

Student Links

- [1is2Many](#)
- [Enrollment Guides](#)
- [Registrar](#)
- [New Student Orientation](#)
- [Dining Services](#)
- [Campus Maps](#)
- [Parking and Transit](#)
- [Safety Resources](#)
- [Directory](#)
- [Events Calendar](#)
- [Academic Calendar](#)
- [Grades First](#)

Registration

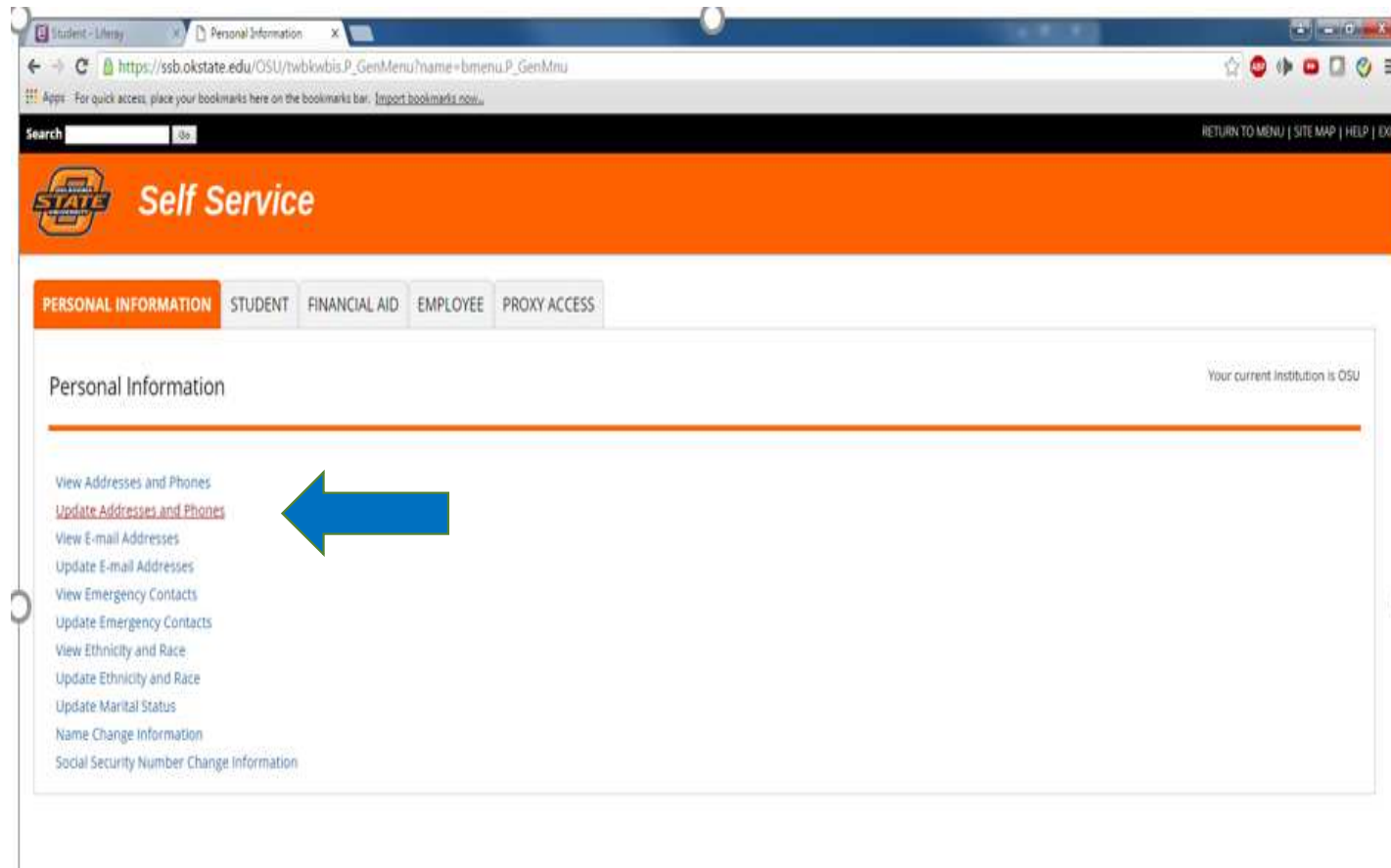
[Self Service Registration](#)

[Academic Calendar](#)
[Fall 2016 Enrollment Dates](#)
[Information about Fall 2016 Registration](#)

Student Self Service

[Student Records](#)
[Proxy Access](#)

Click on Update Address and Phones



Select address to update from the drop down list and click submit button

Student - Liferay | Update Addresses and Ph |

← → ↻ https://ssb.okstate.edu/OSU/bwgkogad.P_SelectAtypUpdate

Apps For quick access, place your bookmarks here on the bookmarks bar. [Import bookmarks now...](#)

Update Addresses and Phones - Select Address

Update an existing address by selecting the link next to the corresponding address. Insert a new address by choosing the address type from the list and selecting Submit.

Entering overlapping dates may change the effective dates on existing address records.

Addresses and Phones

Employee Use	Phones
Mailing	Phones
Permanent Physical Address	Phones

Type of Address to Insert:

Fill in all required details and click submit button

Update Addresses and Phones - Update/Insert

Required fields on address update or insert are Valid From This Date, Address Line 1, City, State or Province, and ZIP or Postal Code; all other fields are optional. If Nation is entered, only Address Line 1 and City are required. Wh en updating an address you do not need to change the Valid From This Date value.

At least one address of this type already exists with future effective dates.

Employee Use

Valid From This Date:MM/DD/YYYY 08/01/2016

Until This Date:MM/DD/YYYY 05/31/2017

Address Line 1: 101 ABC St. Apt x

Address Line 2:

Address Line 3:

City: Stillwater

State or Province: Oklahoma

ZIP or Postal Code: 74075

County: Payne

Nation: United States

Delete this Address:

Primary Phone Number For This Address:

Area Code	Phone Number	Extension	International Access Code and Phone Number	Unlisted
+1	xxx xxx-xxxx		OR	<input type="checkbox"/>

Phone Type

Phone Type	Area Code	Phone Number	Ext.	International Access Code and Phone Number	Unlisted	Delete
Cell Phone	+1	xxx xxx-xxxx		OR	<input type="checkbox"/>	<input type="checkbox"/>
Select				OR	<input type="checkbox"/>	<input type="checkbox"/>
Select				OR	<input type="checkbox"/>	<input type="checkbox"/>
Select				OR	<input type="checkbox"/>	<input type="checkbox"/>
Select				OR	<input type="checkbox"/>	<input type="checkbox"/>

Submit Reset

